

# bodine



## Emergency Driver

LED

BSL06M5



Project: \_\_\_\_\_  
 Location: \_\_\_\_\_  
 Cat.No: \_\_\_\_\_  
 Type: \_\_\_\_\_  
 Lamps: \_\_\_\_\_ Qty: \_\_\_\_\_  
 Notes: \_\_\_\_\_

## Emergency LED Driver (6 Watts Output Power) New Compact Case Test Switch with Plenum Rated Cable Automatic code-compliant testing Class 2 Output

Refer to order guide on page 2

### Specifications

#### UL Listed for US and Canada

Listed to UL924 and tested to CSA 22.2 No. 141  
 Field or Factory Installation (Indoor and Damp)  
 Output Class 2 Compliant

#### Illumination Time

90 Minutes

#### Initial Light Output

Up to 780 lumens\*

#### Full Warranty

5 Years (NOT pro-rata)

#### Universal Input Voltage

120-277 VAC, 50/60 Hz

#### Output Voltage

15 - 54 VDC

#### Output Power

6.0 W initial (regulated)

#### Test Switch / Charging Indicator Light

Test Switch with Plenum Rated Cable\*\*  
 35.43" (900 mm)

#### Battery

High-Temperature, Maintenance-Free  
 Lithium Ion Battery  
 7- to 10-Year Life Expectancy

#### Recharge Time

24 Hours

#### Temperature Rating

Ambient : 0°C to +55°C (32°F to 122°F)  
 Case: Tc (max): 65°C

#### Dimensions

4.21" x 3.00" x 1.18" (107 mm x 76 mm x 30 mm)  
 Mounting Center 4.59" (117 mm)

#### Weight

0.75 lbs. (0.34 kg)

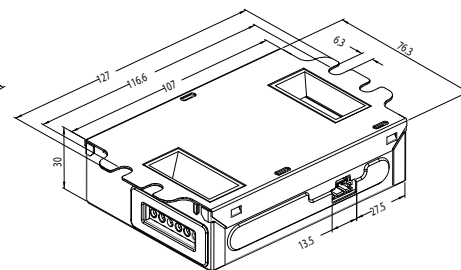
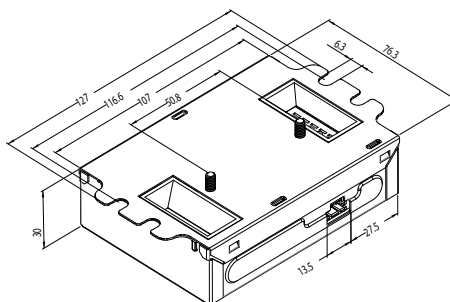
### Benefits:

- New compact design for space-limited LED applications
- Test switch with plenum rated cable
- Smart Charger Technology for low energy consumption
- Manually deactivate emergency operation for shipping or storing product via test switch
- Emergency operation automatically reactivates when AC power is reapplied
- Meets Title 20 CEC (California Energy Commission) efficiency standards
- Automatic code-compliant testing
- Controlled power for predictable discharge
- Color-coded, poke-in terminals to enhance wiring accuracy and ease of assembly/installation
- BSL06M5 includes: Wires, mounting plate adapter, wire extraction tool or screws
- RoHS compliant

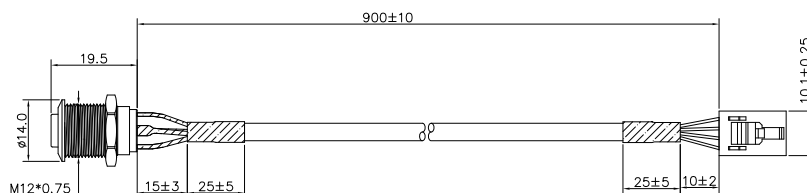
### Dimensions

M5 BS (bottom entry, stud mount)

M5 LD (side and bottom entry, no studs)



Metal Test Switch with Plenum Rated Cable



\* Based on a min efficacy of 130 lumens/watt of load power

\*\* The Test Switch Cable Assembly is a Class 2 device.

Note: Required hole size is 12.5mm. All dimensions shown are in millimeters.



# BSL06M5 Emergency LED Driver, Class 2 Output

## Application

The BSL06M5 is UL Listed for factory or field installation and allows the same LED luminaire to be used for normal and emergency operation. The emergency LED driver works in conjunction with an AC LED driver that has an output current not to exceed 3.0A to convert new or existing LED fixtures into emergency lighting. The emergency driver consists of a high-temperature maintenance free lithium ion battery, charger, and electronic circuitry contained in one metal enclosure. The BSL06M5 is capable of delivering an initial minimum power of 6 watts to an LED load (15-54 VDC) for a minimum of 90 minutes. If used in an emergency-only fixture, no AC driver is necessary. The BSL06M5 is suitable for indoor and damp locations, and for installation in sealed and gasketed fixtures, including fixtures rated for wet locations. For more information about specific LED and AC driver compatibility, please contact Technical Support.

## Operation

When AC power fails, the BSL06M5 immediately switches to the emergency mode, operating the LEDs at a reduced lumen output for a minimum of 90 minutes. When AC power is restored, the emergency driver automatically returns to the charging mode. During automated testing, the BSL06M5 simulates an AC power failure. This failure causes the emergency driver to switch to emergency mode and conduct a discharge test to monitor battery voltage and the LED's operation. If the BSL06M5 detects a problem, the status indicator light flashes. When testing is complete, the BSL06M5 returns to the charging mode. The BSL06M5 automatically tests emergency lighting for 30 seconds once a month and 90 minutes once a year.

## Installation

The BSL06M5 does not affect normal fixture operation and may be used with either a switched or unswitched fixture. If a switched fixture is used, an unswitched hot lead must be connected to the emergency driver. The emergency driver must be fed from the same branch circuit as the AC driver. Installation is not recommended with fixtures where the ambient temperature may fall below 0°C. The plenum test switch cable assembly is a Class 2 device.

## Code Compliance

The BSL06M5 complies with Part 15 of the FCC Regulations and meets CEC Title 20 (California Energy Commission) battery charging efficiency regulations. The emergency driver shall be UL924 Listed for factory or field installation in the USA or Canada. The output LED load and test switch cable assembly connections are all rated Class 2 per UL1310. The cable is plenum rated. RoHS compliant

## Emergency Illumination

The BSL06M5 shall be capable of delivering an initial minimum power of 6 watts to an LED load (15-54 VDC) for a minimum of 90 minutes.

## Specification

Emergency lighting shall be provided by using an LED fixture equipped with a Bodine BSL06M5 self-testing/self-diagnostic emergency driver. Electronic circuitry shall be self-testing in design and automatically test emergency lighting for a minimum of 30 seconds every 30 days and 90 minutes once a year. This emergency driver shall consist of a high-temperature maintenance-free lithium ion battery, charger, and other electronic circuitry contained in

one metal enclosure. A test switch assembly shall be supplied with the installation hardware. The BSL06M5 is capable of delivering an initial minimum power of 6 watts to an LED load (15-54 VDC) for a minimum of 90 minutes. The BSL06M5 is suitable for indoor and damp locations, and for installation in sealed and gasketed fixtures, including fixtures rated for wet locations. The BSL06M5 shall have a maximum of 6 Watts of input power, and shall comply with emergency standards set forth by the current NEC. This device complies with Part 15 of the FCC Rules and meets CEC Title 20 (California Energy Commission) efficiency standards. The BSL06M5 shall be UL Listed for factory or field installation.

## Warranty

Model BSL06M5 is warranted for five (5) full years from date of manufacture. Please see detailed warranty information on our web site.

<b>Product order No:</b>	<b>12NC number:</b>
BSL06M5UAK55BSI1	913702485201
BSL06M5UAK55LDI1	913702485101

## Ordering Guide

example: BSL06M5UAK55BSI1

Product Category	Watts	Case	Input Voltage	Output Voltage	Temperature		Type/Harness	Packaging	Generation
<b>BSL</b>	<b>06</b>	<b>M5</b>	<b>U</b>	<b>A</b>	<b>K</b>	<b>55</b>		<b>I</b>	<b>1</b>
<b>BSL</b> Bodine Solid State Lighting	<b>06</b>	<b>M5</b> (see page 1 for case dimensions)	<b>U</b> 120-277V	<b>A</b> 15-54V	<b>K</b> Min. Temp. 0°C	<b>55</b> Max. Case Temp. 55°C	<b>BS</b> Bottom studs and bottom wiring <b>LD</b> Side and bottom wiring, no bottom studs	<b>I</b> Individual pack	<b>1</b>

## Lithium Battery Shipping Regulations

To comply with IATA provisions for air transporting lithium batteries, and for a step by step guidance through the shipping process, please visit <http://www.iata.org/publications/store/Pages/lithium-battery-shipping-guidelines.aspx>.

To view a Classification Flowchart for package marking requirements, please visit <http://www.iata.org/whatwedo/cargo/dgr/Pages/lithium-batteries.aspx>. Scroll to the "Guidance Material" section and click on the provided "Guidance Document" PDF link. The Classification Flowchart will be found on page 5. The BSL06M5 battery cell capacity is less than 20Wh, and the battery pack capacity is less than 100 Wh.



© 2020 Signify Holding. All rights reserved. The information provided herein is subject to change, without notice. Signify does not give any representation or warranty as to the accuracy or completeness of the information included herein and shall not be liable for any action in reliance thereon. The information presented in this document is not intended as any commercial offer and does not form part of any quotation or contract, unless otherwise agreed by Signify.

Signify North America Corporation  
200 Franklin Square Drive,  
Somerset, NJ 08873  
Telephone 855-486-2216

Signify Canada Ltd.  
281 Hillmount Road,  
Markham, ON, Canada L6C 2S3  
Telephone 800-668-9008

All trademarks are owned by Signify Holding or their respective owners.